




How do we compare?

Overall Performance



96%
Extremely Well

96% of BSU EMBA Participants responded "Extremely Well" when rating overall performance of our program

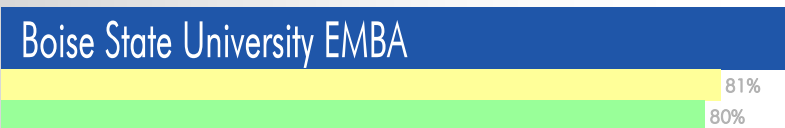
Overall Value



80%
Excellent

80% of BSU EMBA Participants responded "Excellent" when rating overall value of our program

Overall Quality



88%
Excellent

88% of BSU EMBA Participants responded "Excellent" when rating overall quality

Impact on Career



69%
Exceeded Expectations

69% of BSU EMBA Participants said the impact of our program on their career "Exceeded Expectations"

Ability to be Promoted



77%
Greatly Increased

77% of BSU EMBA Participants said their ability to be promoted was "Greatly Increased" after completing our program

Recently Promoted



48%
Promoted

48% of BSU EMBA Participants have been promoted since starting our program



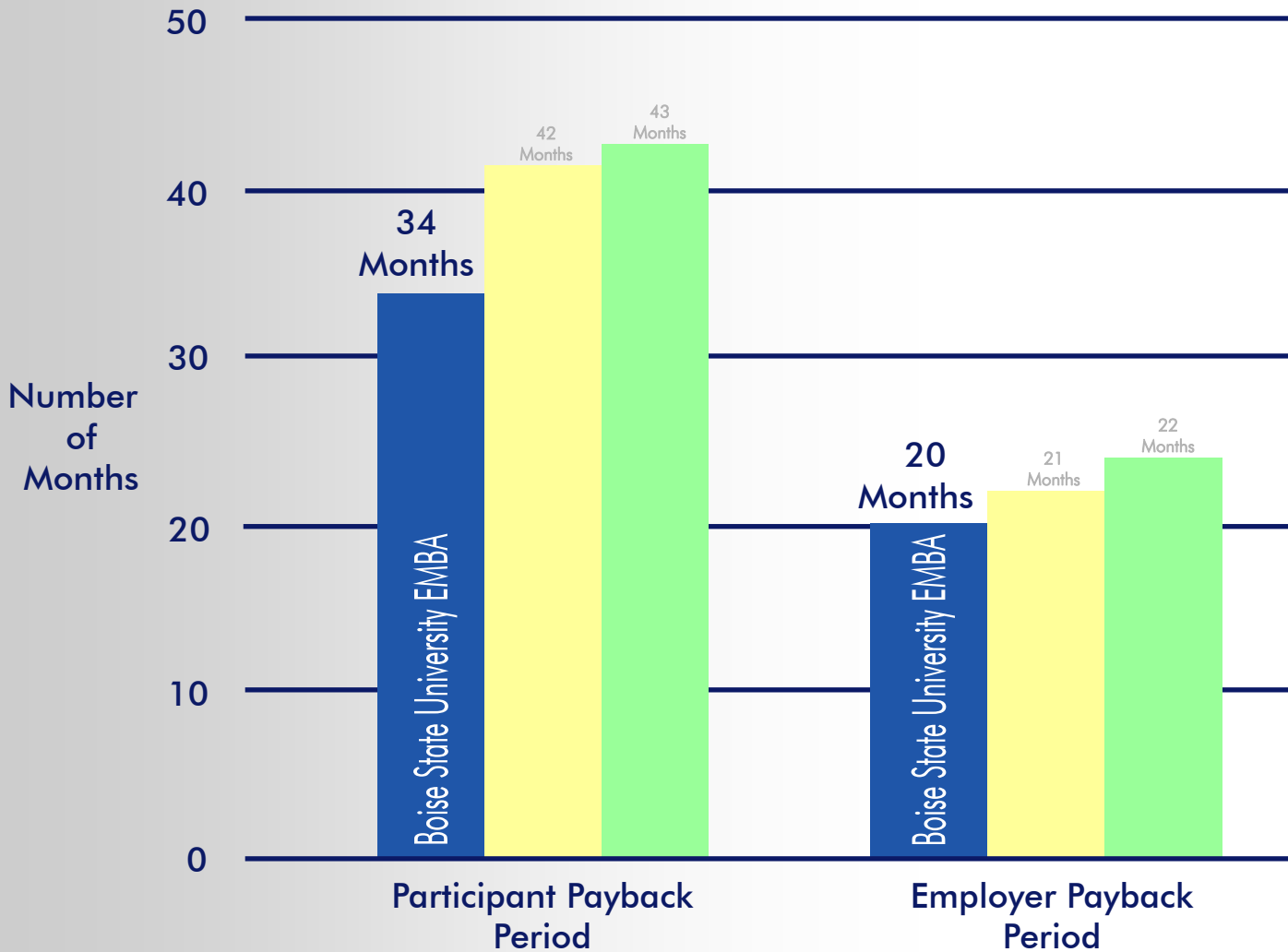
Comparison Group:
 University of Denver, University of California Irvine, University of Arizona,
 University of Washington, University of Utah, University of Nevada - Las Vegas

All EMBA
 Programs
 Worldwide

Source: Executive MBA Council, Student Exit Satisfaction Survey, July 2008



How do we compare?



EMBA Participants responded that 34 months was the average time it would take them to recover the entire cost of our program.

EMBA Participants responded that 20 months was the average time it would take for their employer to recover the entire cost of our program.



Comparison Group:
University of Denver, University of California Irvine, University of Arizona,
University of Washington, University of Utah, University of Nevada - Las Vegas

All EMBA
Programs
Worldwide

Source: Executive MBA Council, Student Exit Satisfaction Survey, July 2008